

# ACADIAN GLOBAL EQUITY FUND

NOVEMBER 2024

The Acadian Global Equity Fund seeks to maximise risk-adjusted, long term active returns from a diversified portfolio of global securities while actively incorporating a range of Environmental, Social and Governance (ESG) investment criteria and reducing exposure to carbon intensive companies relative to the benchmark. The option aims to outperform the MSCI World (ex Australia) Index over rolling four year periods before fees and taxes. The portfolio may still invest in companies with relatively high GHG emissions provided the portfolio level carbon exposure reduction and exclusion criteria described on this page is met.

## PERFORMANCE

	FUND (GROSS)	FUND (NAV)	BENCHMARK	VALUE-ADDED VS. BENCHMARK
One-Month Return	6.0	6.0	5.2	0.8
Three-Month Return	11.0	10.8	8.8	2.0
Year-to-Date Return	33.5	32.3	27.9	4.4
One Year Annualized Return	35.5	34.2	30.2	4.0
Three Year Annualized Return	15.0	13.9	11.9	2.0
Five Year Annualized Return	16.7	15.5	13.4	2.1
Ten Year Annualized Return	14.0	12.8	13.2	-0.4
SINCE INCEPTION ANNUALIZED RETURN	9.9	8.8	9.3	-0.5

<b>APIR Code</b>	FSF0710AU
<b>Inception Date</b>	31 May 2005
<b>Management Cost</b>	0.97%
<b>Buy / Sell spread</b>	0.05 / 0.05%
<b>Exit Unit Price</b>	4.0871
<b>Product Size</b>	\$260 million
<b>Benchmark</b>	MSCI World ex-Australia Index

## PARAMETERS

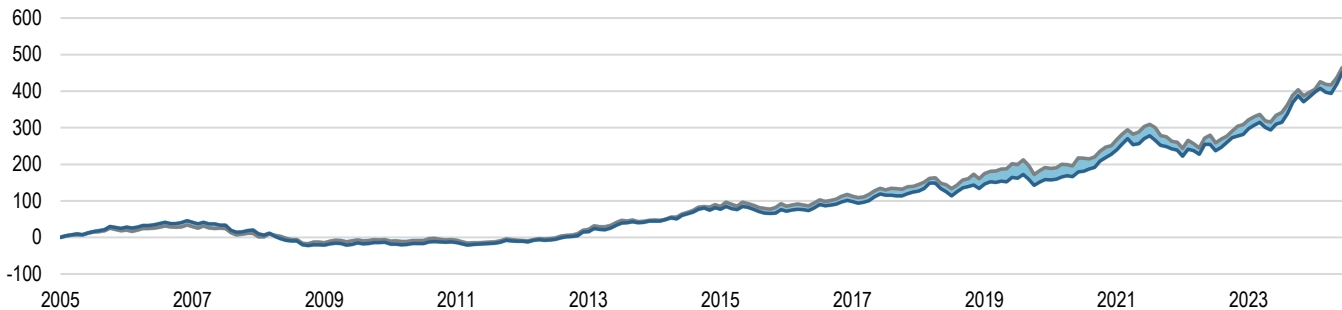
Typical Portfolio

<b>Carbon Reduction</b>	Exclusions:
<b>80% BM</b>	No exposure to Tobacco (or tobacco alternatives) production & Controversial Weapons (including nuclear)
<b>Tracking Error</b>	Fossil Fuel Companies considered to be climate transition laggards and UN Global Compact violators
<b>3 – 4%</b>	
<b>Max Active Position</b>	(>5% revenue)
<b>2.25%</b>	Production of Alcohol, Gambling, Adult Entertainment, Conventional Weapons, Thermal Coal Mining and Unconventional Oil & Gas
<b>Number of Holdings</b>	
<b>200 – 400</b>	

■ FUND ■ MSCI WORLD (NET)

## CUMULATIVE PERFORMANCE\*

NET RETURNS (%)



RIAA's Certification Symbol signifies that Acadian Asset Management LLC offers responsible investment products; has undertaken continuing professional development on responsible investment; and conducts inquiries regarding client concerns about environmental, social, governance or ethical issues. The Symbol also signifies that Acadian Asset Management LLC has adopted the operational and disclosure practices required under the Responsible Investment Certification Program for the category of Investment Management Service. Acadian Asset Management LLC is assessed against [Responsible Investment Standard](#) and [Assessment Note- Sustainability Classifications](#). The classification signifies the degree to which sustainability is a consideration and binding investment criteria. There may be material differences between the definition and methodology of RIAA's classification system and the way the terms 'Responsible'/'Sustainable'/'Sustainable Plus' are used by the product. Detailed information about RIAA, the Symbol and Acadian Asset Management LLC can be found at [www.responsiblereturns.com.au](http://www.responsiblereturns.com.au) and in [RIAA's Financial Services Guide](#), together with details about other responsible investment products and services certified by RIAA. The Responsible Investment Certification Program provides general advice only and does not take into account any person's objectives, financial situation, or needs. Neither the Certification Symbol nor RIAA recommends to any person that any financial product is a suitable investment or that returns are guaranteed. Because of this, you should consider your own objectives, financial situation and if the advice relates to the acquisition, or possible acquisition, of a particular financial product. Certifications are current for 24 months and subject to change at any time. This strategy is accessible through a fund. Colonial First State Investments Limited is the responsible entity for this fund, ABN 98 002 348 352 AFS Licence 232468. Please refer to the latest Product Disclosure Statement and Target Market Determination document available on the following website <http://www.colonialfirststate.com.au> for the terms and conditions of investing into the fund.

\*Returns that include the most recent month are preliminary. All returns are calculated on an annualised basis using exit price to exit price with distributions reinvested, net of management costs, transaction costs. All return calculations exclude any individual taxes payable by the investor and all other fees and rebates disclosed in the relevant product disclosure statements available on our website or by calling us. The 'distribution' component is the amount paid by the way of distribution, which may include net realised capital gains. Portfolio holdings are subject to change and should not be considered a recommendation to buy or sell individual securities. Reference to the benchmark is for comparative purposes only and is not intended to indicate that the Fund will contain the same investments as the benchmark. Investors have the opportunity for losses as well as profits. Past performance is no guarantee of future results. Index Source: MSCI Copyright MSCI 2025. All Rights Reserved. Unpublished. PROPRIETARY TO MSCI.

### FUND CHARACTERISTICS

	GLOBAL EQUITY FUND	MSCI WORLD
<b>VALUATION</b>		
Price/Earnings	22.4	23.6
Price/Book	3.1	3.7
Price/Sales	1.6	2.5
Price/Cash Earnings	14.5	15.2
Yield	1.6%	1.7%
<b>MARKET CAP</b>		
Large > A\$76.8B	62.5%	76.4%
Med/Large A\$30.7-A\$76.8	8.2%	15.8%
Medium A\$15.4-A\$30.7	9.4%	5.6%
Med/Small A\$4.6-A\$15.4	12.7%	2.1%
Small < A\$4.6	5.5%	0.0%
WEIGHTED AVERAGE (B)	1202.2	1185.2
MEDIAN (B)	6.2	35.3
ACTIVE SHARE OF PORTFOLIO (%)	73.2	

### TOP TEN HOLDINGS

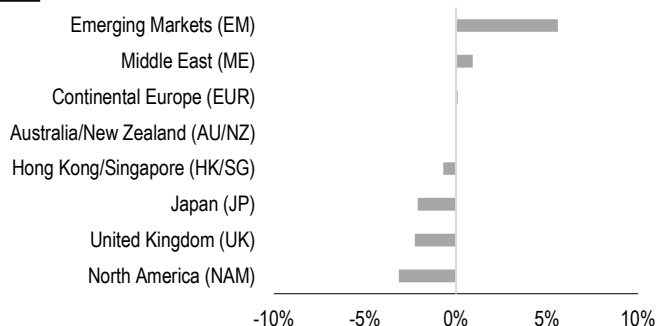
	% OF PORTFOLIO
MICROSOFT CORP	5.4
APPLE INC	5.2
NVIDIA CORP	4.8
ALPHABET INC	4.6
AMAZON.COM INC	3.2
BERKSHIRE HATHAWAY INC	2.6
BOOKING HOLDINGS INC	2.5
CITIGROUP INC	2.4
INTERNATIONAL BUSINESS MACHINES CORP	2.4
CINTAS CORP	2.3
NUMBER OF SECURITIES	245
% OF PORTFOLIO FOR TOP 20 CURRENT HOLDINGS	52.6
% OF NON-BENCHMARK PORTFOLIO HOLDINGS	23.3

### ALLOCATION TO SUSTAINABLE INVESTMENTS\*

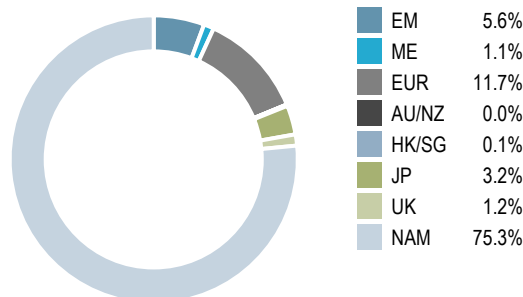
SUSTAINABLE GLOBAL EQUITY	50.6%
MSCI WORLD	48.8%

### CURRENT POSITIONING - REGION

#### ACTIVE

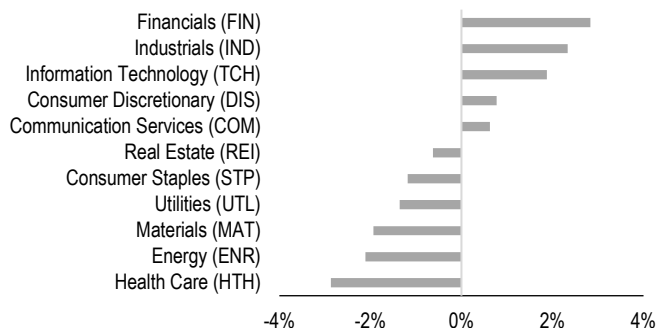


#### ABSOLUTE

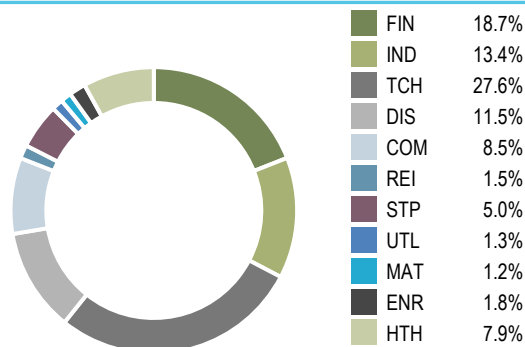


### CURRENT POSITIONING - SECTOR

#### ACTIVE



#### ABSOLUTE



\*Companies that derive more than 20% revenue from products and services that align with the UN SDGs. Portfolio holdings are subject to change and should not be considered a recommendation to buy or sell individual securities. Reference to the benchmark is for comparative purposes only and is not intended to indicate that the composite will contain the same investments as the benchmark. Investors have the opportunity for losses as well as profits. Past performance is no guarantee of future returns. Index Source: MSCI Copyright MSCI 2025. All Rights Reserved. Unpublished. PROPRIETARY TO MSCI.

## ESG CONSIDERATIONS (DETAILED)

No exposure to companies that are producers or manufacturers of tobacco (or tobacco alternatives) and controversial weapons (including nuclear) as defined by third party providers.

**Alcohol, Gambling, Conventional Weapons, Adult Entertainment, Thermal Coal Mining and Unconventional Oil & Gas**

Restrict companies with more than 5% of revenue from the production of related products.

**Fossil Fuel Companies considered to be Climate Transition Laggards**

Restrict companies with more than 10% of revenue from the extraction and production of oil & gas or power generation associated with fossil fuels that appear (using a proprietary classification model) unwilling or unable to transition to a low carbon economy.

**Companies that violate the UN Global Compact**

Restrict companies, considered by third-party providers, to have business practices that violate the UN Global Compact, for example, those involved in very severe ESG controversies such as human rights abuses or corruption.

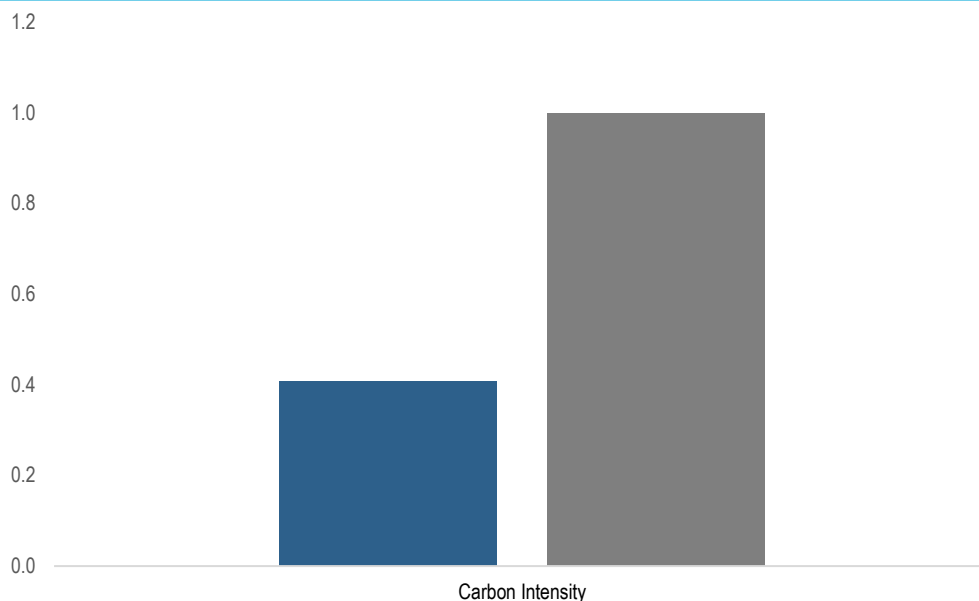
**Carbon Exposure Reduction**

Restrict the portfolio's active carbon (scope 1 + 2) emissions exposure by limiting the total portfolio weighted average carbon intensity (WACI) to a maximum of 80% relative to the MSCI World Ex Australia Index. The portfolio will also reduce the maximum allowable WACI exposure systematically over time. This involves an upfront WACI reduction relative to the benchmark such that it is no more than 80% of the WACI of the benchmark at 31st December 2020 and an annual absolute WACI reduction of 7% p.a.

**Positive Environmental & Social Exposure**

Positive (at least 1.1x exposure of the index using a proprietary model) active exposure to companies that contribute to environmental objectives (such as water use, clean energy, climate action) and social objectives (such as alleviation of poverty and hunger, good health and wellbeing, promotion of education, gender equality). Contribution to these objectives is measured via an issuer's revenue alignment to UN SDGs (United Nations Sustainable Development Goals)

## CARBON EXPOSURES



Scope 1: Direct emissions through the consumption of fossil fuels, includes industrial use, power generation and aircraft

Scope 2: Indirect emissions through consumption of purchased electricity

Carbon Intensity: (Scope 1 + Scope 2 /Sales)

Index Source: MSCI Copyright MSCI 2025. All Rights Reserved. Unpublished. PROPRIETARY TO MSCI.

## RESTRICTION LIST

Top 10 Benchmark Names Excluded Under ESG Considerations	Benchmark Weight
PHILIP MORRIS INTERNATIONAL INC	0.3%
LOCKHEED MARTIN CORP	0.2%
BOEING CO	0.2%
ALTRIA GROUP INC	0.1%
AIRBUS SE	0.1%
BRITISH AMERICAN TOBACCO PLC	0.1%
CANADIAN NATURAL RESOURCES LTD	0.1%
DIAGEO PLC	0.1%
SUNCOR ENERGY INC	0.1%
FLUTTER ENTERTAINMENT PLC	0.1%

## WANT MORE INFORMATION?

### If you are a Financial Adviser or Wholesale Client:

Please contact Mark Mukundan, SVP, Director, Wholesale Markets – 0411 615 685 or contact Acadian on (02) 9093 1000 or email us at [australiaclientservice@acadian-asset.com](mailto:australiaclientservice@acadian-asset.com)

### If you are a Personal Investor or Retail Client:

Speak with your Financial Adviser about the suitability of our products, in light of your investment needs, objectives and financial situation. Please read the product disclosure statement (PDS) and Target Market Determination (TMD) document for the Fund issued by Colonial First State Investments Limited (ABN 98 002 348 352, AFSL 232468) before making an investment decision. You can download the PDS and TMD from <https://www3.colonialfirststate.com.au/personal/resources/pds.html> or contact Colonial on 13 18 36 (8am to 7pm Sydney time)

This material has been prepared by and is issued by Acadian Asset Management LLC and Acadian Asset Management (Australia) Limited, collective referred to in this material as Acadian. This material is directed at persons who are professional, sophisticated or wholesale clients and has not been prepared for and is not intended for persons who are retail clients and must not be reproduced or transmitted in any form without the prior written consent of Acadian. This material contains general information only. It is not intended to provide you with financial product advice and does not take into account your objectives, financial situation or needs.

## GENERAL LEGAL DISCLAIMER

These materials provided herein may contain material, non-public information within the meaning of the United States Federal Securities Laws with respect to Acadian Asset Management LLC, Acadian Asset Management Inc. and/or their respective subsidiaries and affiliated entities. The recipient of these materials agrees that it will not use any confidential information that may be contained herein to execute or recommend transactions in securities. The recipient further acknowledges that it is aware that United States Federal and State securities laws prohibit any person or entity who has material, non-public information about a publicly-traded company from purchasing or selling securities of such company, or from communicating such information to any other person or entity under circumstances in which it is reasonably foreseeable that such person or entity is likely to sell or purchase such securities.

Acadian provides this material as a general overview of the firm, our processes and our investment capabilities. It has been provided for informational purposes only. It does not constitute or form part of any offer to issue or sell, or any solicitation of any offer to subscribe or to purchase, shares, units or other interests in investments that may be referred to herein and must not be construed as investment or financial product advice. Acadian has not considered any reader's financial situation, objective or needs in providing the relevant information.

The value of investments may fall as well as rise and you may not get back your original investment. Past performance is not necessarily a guide to future performance or returns. Acadian has taken all reasonable care to ensure that the information contained in this material is accurate at the time of its distribution, no representation or warranty, express or implied, is made as to the accuracy, reliability or completeness of such information.

This material contains privileged and confidential information and is intended only for the recipient/s. Any distribution, reproduction or other use of this presentation by recipients is strictly prohibited. If you are not the intended recipient and this presentation has been sent or passed on to you in error, please contact us immediately. Confidentiality and privilege are not lost by this presentation having been sent or passed on to you in error.

Acadian's quantitative investment process is supported by extensive proprietary computer code. Acadian's researchers, software developers, and IT teams follow a structured design, development, testing, change control, and review processes during the development of its systems and the implementation within our investment process. These controls and their effectiveness are subject to regular internal reviews, at least annual

Before making an investment decision, you should consider whether this information is appropriate in light of your investment needs, objectives and financial situation. Total returns shown for the Fund or any Portfolio have been calculated using exit prices after taking into account all ongoing fees and assuming reinvestment of distributions. Past performance is no indication of future performance. The product disclosure statement (PDS) for the Acadian Global Equity Fund, FSF0710AU (Fund) issued by Colonial First State Investments Limited (ABN 98 002 348 352, AFSL 232468) (CFSIL) should be considered before making an investment decision. CFSIL is a subsidiary of the Commonwealth Bank of Australia (Bank). The Bank and subsidiaries thereof do not guarantee the performance of the Fund or the repayment of capital by the Fund. Investments in the Fund are not deposits or other liabilities of the Bank or its subsidiaries, and investment-type products are subject to investment risk including loss of income and capital invested. To the extent permitted by law, no liability is accepted by the Bank or any affiliates thereof for any loss or damage as a result of any reliance on this information. This information is, or is based upon, information that we believe to be accurate and reliable, however neither Acadian, the Bank nor any affiliates thereof offer any warranty that it contains no factual errors. In Australia 'Colonial', 'Colonial First State' and 'CFS' are trade marks of Colonial Holding Company Limited and 'Colonial First State Investments' is a trade mark of the Bank and all of these trade marks are used by Acadian under license. Copyright © Acadian Asset Management LLC 2025 All rights reserved.

independent review by our SOC1 auditor. However, despite these extensive controls it is possible that errors may occur in coding and within the investment process, as is the case with any complex software or data-driven model, and no guarantee or warranty can be provided that any quantitative investment model is completely free of errors. Any such errors could have a negative impact on investment results. We have in place control systems and processes which are intended to identify in a timely manner any such errors which would have a material impact on the investment process.

Acadian Asset Management LLC has wholly owned affiliates located in London, Singapore, and Sydney. Pursuant to the terms of service level agreements with each affiliate, employees of Acadian Asset Management LLC may provide certain services on behalf of each affiliate and employees of each affiliate may provide certain administrative services, including marketing and client service, on behalf of Acadian Asset Management LLC.

Acadian Asset Management LLC is registered as an investment adviser with the U.S. Securities and Exchange Commission. Registration of an investment adviser does not imply any level of skill or training.

Acadian Asset Management (Singapore) Pte Ltd, (Registration Number: 199902125D) is licensed by the Monetary Authority of Singapore. It is also registered as an investment adviser with the U.S. Securities and Exchange Commission.

Acadian Asset Management (Australia) Limited (ABN 41 114 200 127) is the holder of Australian financial services license number 291872 ("AFSL"). It is also registered as an investment adviser with the U.S. Securities and Exchange Commission. Under the terms of its AFSL, Acadian Asset Management (Australia) Limited is limited to providing the financial services under its license to wholesale clients only. This marketing material is not to be provided to retail clients.

Acadian Asset Management (UK) Limited is authorized and regulated by the Financial Conduct Authority ('the FCA') and is a limited liability company incorporated in England and Wales with company number 05644066. Acadian Asset Management (UK) Limited will only make this material available to Professional Clients and Eligible Counterparties as defined by the FCA under the Markets in Financial Instruments Directive, or to Qualified Investors in Switzerland as defined in the Collective Investment Schemes Act, as applicable.



GLOBAL AFFILIATES

Boston London Singapore Sydney

ACADIAN-ASSET.COM